



MADE IN BRITAIN

MULTI-TURN

— TIMBER STAIRCASES —

STAIR COMPONENTS





ABOUT MULTI-TURN

The stair is a well used thoroughfare in every house, and deserves to be the feature piece of the home. Our brochure will guide your customer through our variety of designs, from distinctive and traditional, to elegant and contemporary, helping them to create the image they desire.

The skill of our craftsmen and precision of the latest technology, along with the excellent quality of the timber we select and our attention to detail all combine to enhance the timeless beauty of a natural resource, bringing style and character to your customer's home. For those special requirements our bespoke service will guarantee a unique touch of class and individuality. Multi-Turn has established a reputation for exceptional service and customer satisfaction since it started manufacturing quality stair components in 1989. Our commitment to continual product development provides your customer with endless choice in timber, style and finish.

COMPANY MISSION, VISION & VALUES

To serve industry professionals by producing functional, bespoke and attractive means of transition to help you raise your clients from one level to the next. By doing this, we are able to exceed customer expectations and are driven by increased customer loyalty – supported by elite industry knowledge.

- We are committed to:**
- Bring good support to the building trade and associated people
 - Focus on more than customer satisfaction
 - A family environment and to conduct our business with the well-being of all concerned

CONTENTS

THE
PINE
COLLECTION

4

THE
OAK
COLLECTION

13

THE
HEMLOCK
COLLECTION

23

THE
SAPELE
COLLECTION

29

THE
GLASS
COLLECTION

33

THE
WHITE
COLLECTION

37

THE
FUSION
COLLECTION

41

BESPOKE
SPECIAL ORDERS

44

ACCESSORIES
FIXINGS, TREADS, RISERS ETC

48



THE PINE COLLECTION

A popular softwood timber, Pine is most commonly recognised by its knotted appearance, and lighter yellow colour. Pine is an economical alternative to hard wood, but still with its own qualities, its versatility as a timber allows it to be painted or stained with an unlimited outcome, compared to some other timbers.

TECHNICAL SPECIFICATIONS

NEWELS

Type	Head Length (mm)	Turning Length (mm)	Base Length (mm)
NT160	160	565	-
NT180	180	565	-
NT180C	180	565	700
NT415	415	295	-
NT202	202	295	-
NTO	-	675	-
NTV		890	210

HANDRAILS

Type	Width (mm)	Height (mm)
AHR	74	57
CHR	74	57
DHR	74	57
EHR	70	45
F1HR	65	45
F3HR	65	42
GHR	62	44
IHR	74	55
JHR	70	57
HDR	59	59
LHR	66	40
SLHR	63	59

BASERAIL

Type	Width (mm)	Height (mm)
BR	62	28

All newel turnings have a 50mmØ spigot.

SQUARE BALUSTERS



41MM SPINDLES



32MM SPINDLES




90MM NEWEL POSTS -
*also available as Half Newel Posts



82MM NEWELS -
*also available as Half Newel Posts



90MM NEWELS - *also available as Half Newels



90MM NEWELS - *also available as Half Newels



90MM NEWEL CAPS -
all available as Half Newel Caps



NC1/90P



PNC/90P



NC1/82P



NC2/82P



NC2/90P



NC3/90P



NC3/82P

90MM BASE HANGERS
- available as Half Base Hangers



PYRAMID P



FLAT P



HANGER P*

70MM NEWELS

CONTINUOUS
HANDRAIL NEWELS

VOLUTE NEWELS



PARK LANE
PNT160/70CP



WESSEX
WNTOP



WESSEX
WNT-VP

82MM NEWEL CAPS -
all available as Half Newel Caps

90MM NEWEL BASES



Full and half newel
bases available in the
following lengths:

510mm
700mm
915mm
1375mm
2000mm
2850mm



Full and half
newel drops
available in the
following lengths:

560mm

82MM NEWEL BASES



Full and half newel
bases available
in the following
lengths:

510mm
700mm
915mm
1375mm
2000mm
2850mm



Full and half newel
drops available
in the following
lengths:

560mm

HANDRAILS



GHRP

Available in
lengths:
4.2m
3.6m
2.4m
1.8m



LHRP

Available
in lengths:
4.2m
3.6m
2.4m
1.8m



HDRP

Available
in lengths:
4.2m
3.6m
2.4m
1.8m




RHRP

Available
in lengths:
4.2m
3.6m
2.4m




CONTINUOUS HANDRAIL FITTINGS


HDR FITTINGS




HTP




OEP



UEP




VTP




BRP

Available in lengths:
4.2m
3.6m
2.4m
1.8m


LHR FITTINGS




LHTP



LOEP




LUEP





LVTP

Pigs Ear




Mopstick
42mm Ø


WALLRAILS




RICHARD BURBIDGE ROUND HANDRAIL FITTINGS



RHRHTP



RHRUEP



RHROEP


RICHARD BURBIDGE ROUND HANDRAIL END CAPS



Available in:
Pine
RHR01P




Available in:
Pine
RHR02P



Available in:
Brass
Silver
Black
RHR01BL




Available in:
Brass
Silver
Black
RHR02S




Available in:
Brass
Silver
Black
RHR03M


BRACKETS




BRUSHED NICKEL
WBB




BRASS
BWB




BLACK
BLWB



CHROME
SWB



SATIN CHROME
SCWB



BRUSHED STAINLESS STEEL
BSSWB



Oak is a common hardwood timber used in staircases and other internal joinery. It is much heavier than softwood and it is very durable with an open grain and a quality finish. Oil compliments oak well, bringing out the best of the timber's natural colours and beauty. Oak can also be stained to darker shades.

TECHNICAL SPECIFICATIONS

NEWELS				HANDRAILS			BASERAIL		
Type	Head Length (mm)	Turning Length (mm)	Base Length (mm)	Type	Width (mm)	Height (mm)	Type	Width (mm)	Height (mm)
NT160	160	565	-	AHR	74	57	GHR	62	44
NT180	180	565	-	CHR	74	57	IHR	74	55
NT180C	180	565	700	DHR	74	57	JHR	70	57
NT415	415	295	-	EHR	70	45	HDR	59	59
NT202	202	295	-	F1HR	65	45	LHR	66	40
NTO	-	675	-	F3HR	65	42	SLHR	63	59
NTV		890	210						

All newel turnings have a 50mmØ spigot.

SQUARE BALUSTERS



32MM SPINDLES



41MM SPINDLES



CONTEMPORARY SPINDLES



NEWEL POSTS



SQUARE*



SQUARE STOP-CHAMFER*



SQUARE STOP-CHAMFER FLUTED*

90MM NEWELS - *ALSO AVAILABLE AS HALF NEWELS



PARK LANE
WHITE OAK
WOPNT160/90*



PARK LANE
WHITE OAK
WOPNT202/90



PARK LANE
WHITE OAK
WOPNT415/90



TULIP
WHITE OAK
WONT160/90*



TULIP
WHITE OAK
WONT202/90



TULIP
WHITE OAK
WONT415/90

90MM NEWELS - *ALSO AVAILABLE AS HALF NEWELS



CLASSIC FLUTED
WHITE OAK
CWOFTNT160/90*



CLASSIC FLUTED
WHITE OAK
CWOFTNT202/90



CLASSIC FLUTED
WHITE OAK
CWOFTNT415/90



PROVINCIAL
WHITE OAK
WOPRNT160/90*



PROVINCIAL
WHITE OAK
WOPRNT202/90



PROVINCIAL
WHITE OAK
WOPRNT415/90



CLASSIC WHITE OAK
CWONT160/90*



CLASSIC WHITE OAK
CWONT202/90



CLASSIC WHITE OAK
CWONT415/90



VOLUTE NEWELS



90MM NEWEL BASES



White Oak

Full and half newel bases available in the following lengths:

510mm
700mm
915mm
1375mm
2000mm
2850mm

Full and half newel drops available in the following lengths:

560mm

CONTINUOUS HANDRAIL NEWELS



90MM NEWEL CAPS
- all available as Half Newel Caps



90MM BASE HANGERS - available as Half Base Hangers



HANDRAILS



Available in lengths:

4.2m
3.6m
2.4m



Available in lengths:

4.2m
3.6m
2.4m

Classic CWOHR - White Oak
41mm Groove only



Available per metre

JHR



Available per metre

GHR



BASERAILS



Available in lengths:

4.2m
3.6m
2.4m
1.8m

WOBR -
White Oak



Available in lengths:

4.2m
3.6m
2.4m







CWOBR - White Oak
41mm Groove only

CONTINUOUS HANDRAIL FITTINGS

HDR FITTINGS - WHITE OAK		CLASSIC FITTINGS - WHITE OAK		JHR WHITE OAK	
	WOHT		CWOHT		WOHTJ
	WOHC		CWOHC		WOHCJ
	WOOE		CWOOE		WOOEJ
	WOUE		CWOUE		WOUEJ
	WOUE90		CWOUE90		WOUE90J
	WOOC		CWOOC		WOOCJ
	WOOR		CWOOR		WOSCJ
	WOSC		CWOSC		WOVL-LHJ
	WOVL-LH		CWOVL-LH		WOVL-RHJ
	WOVL-RH		CWOVL-RH		WOVTJ
	WOVT		CWOVT		

METAL BALUSTERS


BALUSTERS


					
BOSTON BT085B	CHARLESTON CB085B	SAVANNAH SB085B	EDISTO EB085B	BEAUFORT BB085B	MADISON MB085B

FIXING KITS



AVAILABLE IN PAIRS OR PACKS OF 5 PAIRS





THE HEMLOCK COLLECTION

Hemlock, also a softwood timber, has an even grain and is generally light in colour. It has no knots and has a unique quality to be stained, to match or blend with other timbers.

TECHNICAL SPECIFICATIONS

NEWELS				HANDRAILS			BASERAIL		
Type	Head Length (mm)	Turning Length (mm)	Base Length (mm)	Type	Width (mm)	Height (mm)	Type	Width (mm)	Height (mm)
NT160	160	565	-	AHR	74	57	GHR	62	44
NT415	415	295	-	CHR	74	57	IHR	74	55
NT202	202	295	-	DHR	74	57	JHR	70	57
NT0	-	675	-	EHR	70	45	HDR	59	59
NTV		890	210	FIHR	65	45	LHR	66	40
				F3HR	65	42			

All newel turnings have a 50mmØ spigot.

SQUARE BALUSTERS




32MM PLAIN
STK090H STK110H



32MM STOP-CHAMFER
SC090H SC110H




WINDSOR STOP-MOULDED
SM090H SM110H



41MM PLAIN
STK941H STK110H



41MM STOP-CHAMFER
SC941H SC110H



STOP-CHAMFER FLUTER
SCF090H SCF110H



32MM SPINDLES

41MM SPINDLES



GEORGIAN
GM090H GM110H



COLONIAL
CS090H CS110H



IMPERIAL
IS090H IS110H



PROVINCIAL
PS090H PS110H

NEWEL POSTS - *also available as Half Newel Posts



SQUARE*



SQUARE STOP-CHAMFER*



SQUARE STOP-CHAMFER
FLUTED*

90MM NEWELS - *also available as Half Newels



CONTINUOUS
HANDRAIL NEWELS

VOLUTE NEWELS



90MM NEWEL CAPS
- all available as Half Newels Caps



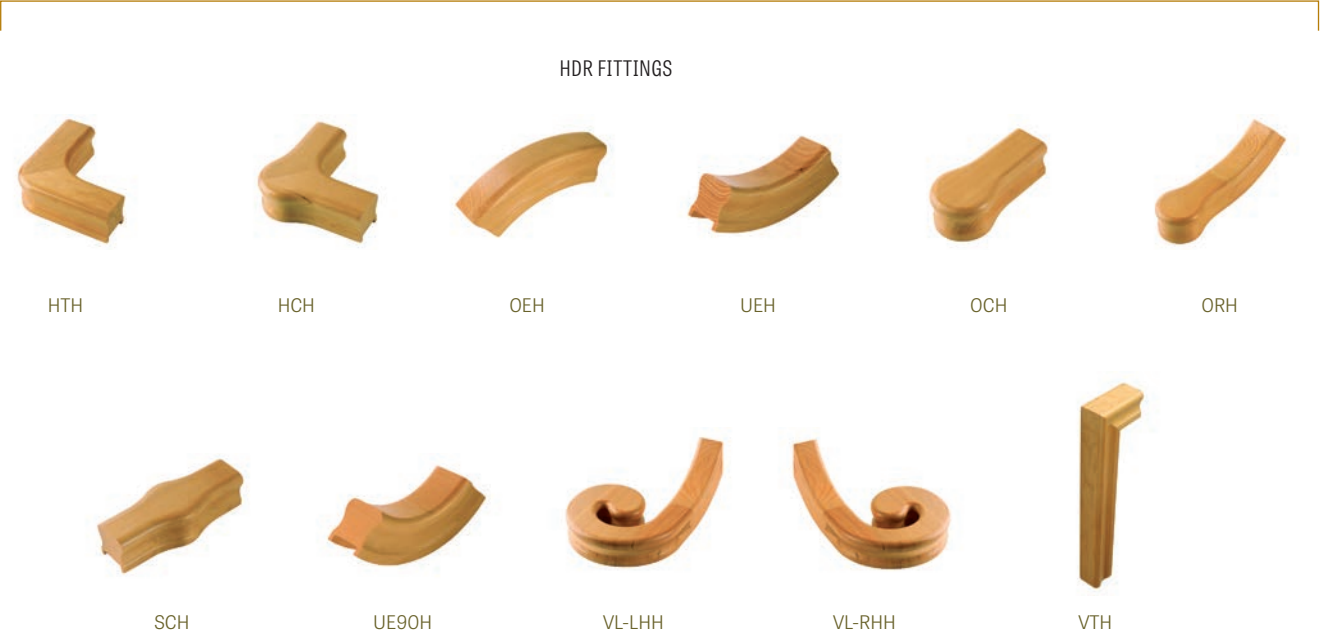
90MM NEWEL BASES



90MM BASE HANGERS -
- available as Half Base Hangers



CONTINUOUS HANDRAIL FITTINGS





THE SAPELE COLLECTION

The deep red colours that Sapele displays is perfect for any traditional staircase design. It has a truly grand appearance on its own accord, and, when polished, complements white primed components perfectly. Sapele has excellent weather qualities and is suited to exterior use. Sapele can be stained to give the darkest appearance of timbers.

TECHNICAL SPECIFICATIONS

NEWELS				HANDRAILS			BASERAIL		
Type	Head Length (mm)	Turning Length (mm)	Base Length (mm)	Type	Width (mm)	Height (mm)	Type	Width (mm)	Height (mm)
NT160	160	565	-	AHR	74	57	GHR	62	44
NT415	415	295	-	CHR	74	57	IHR	74	55
NT202	202	295	-	DHR	74	57	JHR	70	57
NT0	-	675	-	EHR	70	45	HDR	59	59
NTV		890	210	F1HR	65	45	LHR	66	40
				F3HR	65	42	SLHR	63	59
							BR	62	28

All newel turnings have a 50mmØ spigot.

SQUARE BALUSTERS



NEWEL POSTS - *also available as Half Newel Posts



VOLUTE NEWELS


32MM SPINDLES



41MM SPINDLES




90MM NEWELS - *also available as Half Newels




CONTINUOUS
HANDRAIL NEWELS

90MM NEWEL CAPS - all available as Half Newel Caps



90MM BASE HANGERS - also available as Half Base Hangers




HANDRAILS



CONTINUOUS HANDRAIL FITTINGS



90MM NEWEL BASES



BASE RAIL





THE GLASS COLLECTION

The glass collection is a contemporary balustrading option, transforming any home and lightening up a dark hallway. Glass can link in with any décor and bring out all aspects of the home with a light airy feel. Glass is a good option when renovating your staircase as it can be added into the aperture of the original balustrading.

TOUGHENED GLASS PANELS AND STAINLESS STEEL PIG NOSED BOLTS

Available in a satin finish or mirror (as shown)
Glass panels made to order - any shape and size





TOUGHENED GLASS PANELS AND STAINLESS STEEL CLAMPS

Available in a satin finish or mirror (as shown)
Glass panels made to order - any shape and size

BEADED TOUGHENED GLASS



TOUGHENED GLASS PANEL
AND STAINLESS STEEL PIG NOSED BOLTS WITH COVER BOARD




White pre-primed stair components or staircases are ideal for those wanting to save time on site. This coating makes adding the final coat on site simple. We spray the core of the stairs ourselves in-house, so the priming can be added at almost any stage of your project. Any stair component, in any timber, can be pre-primed white to suit what you require.

TECHNICAL SPECIFICATIONS

NEWELS			HANDRAIL		
Type	Head Length (mm)	Turning Length (mm)	Type	Width (mm)	Height (mm)
NT160	160	565	HDR	59	59
NT415	415	295	BASERAIL		
NT202	202	295	BR	62	28

All newel turnings have a 50mmØ spigot.


SQUARE BALUSTERS



32MM SPINDLES



90MM NEWELS -
*also available as Half Newels



90MM NEWEL CAPS
- available as Half Newel Caps



HANDRAILS



41MM SPINDLES



90MM NEWEL BASES



BASERAILS



CONTINUOUS HANDRAIL FITTINGS



ANY PRODUCTS CAN BE
PRIMED IN OUR SPRAY SHOP



THE FUSION COLLECTION

Fusion components are also a contemporary balustrading option which fit together as a kit, making it ideal for non-standard staircases. The Fusion range is a wonderful way to add a contemporary twist to a traditional property or enhance the look and feel of a modern, minimalist interior.

FUSION BALUSTERS

Available in:
Silver (shown)
Brushed Nickel

SS

(Single or Pack of 10)

LS

(Single or Pack of 10)

MK2LS

(Single or Pack of 10)

MK2SS

(Single or Pack of 10)

FUSION POST

Available in lengths:
750mm

Available in:

OAK

WALNUT

PINE

All pre-finished

FUSION HANDRAIL

Available in lengths:
3.6m
2.4m
750mm

Available in:

OAK

WALNUT

PINE

All pre-finished

FUSION BASERAIL

Available in lengths:
3.6m
2.4m

Available in:

OAK

WALNUT

PINE

All pre-finished

FUSION GLASS PANELS

GPL

GPR

GPSL

GPB

FUSION TOOLKIT

FUSION CONNECTING BRACKETS

Available in: Silver (shown) Brushed Nickel

ALS

BCS

ECS

HLS

HTLS

HTRS

ICS

INCS

LCS

NCS

SBCS

TCS

WBS

WCS

WECS

WMHS



All bespoke products are crafted in-house by Multi-Turn and are available in Oak, Pine, Hemlock, Ash, Sapele and all other commercially available timbers.

BESPOKE NEWELS - *also available as Half Newels

MAYFAIR

KENSINGTON

EYNHAM

34

38

41

We can produce 120mm Newel Posts and 55m Spindles for more prestigious projects

BESPOKE SPINDLES

5

6

8

9

12

16

17

18

19

24

28

29

31

BESPOKE NEWEL CAPS

ONC1

NC2

NC3

NC5

NC1

BESPOKE HANDRAILS

A

C

D

I

J

E

F1

F3

G

OVAL

WHR

45mm & 65mm Ø
Bespoke handrails also available in: Sapele, White Oak, Beech, Walnut, Ash, Iroko

BESPOKE HANDRAIL FITTINGS

J
(shown in White Oak)

HTJ

HCJ

OEJ

UEJ

UE90J

OCJ

SCJ

VL-LHJ

VL-RHJ

VTJ

WALLRAILS

PIGS EAR
(shown in Pine)

MOPSTICK
(shown in Pine)



POLES AND DOWELING

Doweling and poles produced from 25mm to 63mm diameter, in any timber and to any length. The poles are made on a purpose made doweling machine, which produces a true round and are sanded to a fine grade ready for your finishing.

Pictures show projects of round handrail that we have supplied to stainless steel balustrading fabricators. Bends are available to any radius and diameter.

Doweling can also be used as curtain poles, with a range of complimentary finials available.



COLUMNS



ROUND HANDRAIL



STAIR COMPONENTS



ACCESSORIES

FIXINGS, TREADS, RISERS ETC

Our accessories in stock are all available to modify your staircase whether it be protection, fixing or trims. We can also get any other accessories you require for your staircase.

BOTTOM STEPS




PRE-FORMED BULLNOSE RISERS

86mm radius
a = 240mm
b = 1040mm

Available in:

- Bullnose Birch** - 9mm thick, 200mm high
- Bullnose Oak** - 9mm thick, 200mm high - Oak veneer
- Bullnose Ash** - 9mm thick, 200mm high
- Bullnose Pine** - 9mm thick, 200mm high

OTHER TIMBER FACES AVAILABLE ON REQUEST



PRE-FORMED CURTAIN RISERS


Curtail @ 1200mm to 1600mm Max
Double Curtail @ 1450mm to 1700mm Max

Curtail 112mm radius
Double Curtail 224mm radius
b = 1168mm

Available in:

- Curtail Birch** - 200mm high
- Curtail Oak** - 200mm high - Oak veneer
- Curtail Ash** - 200mm high
- Curtail Pine** - 200mm high

Double Ended can be made to measure with a quick turnaround!



MDF BULLNOSE TREAD

86mm radius
a = 290mm
b = 1205mm

Available in:

MDF Bullnose 22m pre-shaped tread, 20mm nosing, 10mm groove

Left or right hand

HANDRAIL BRACKETS



AVAILABLE IN:
SILVER(SHOWN)
BRUSHED NICKEL
WBB



BRASS
BWB



BLACK
BLWB



CHROME
SWB



SATIN CHROME
SCWB



BRUSHED
STAINLESS STEEL
BSSWB



SCREW THREAD
HRB

90mm long, standard handrail bolt including nut and washer

HEX DRIVER



RAIL JIG



ZIPBOLT™ STAIR CONNECTORS



STRAIGHT SLIPFIX KIT

This is the perfect connector for landing applications when attaching handrail either side of newel posts



ANGLE SLIPFIX KIT

This is the perfect kit for rake applications when attaching handrail between two fixed newel posts



RAIL BOLT CONNECTOR

This connector is designed for joining handrail to handrail in continuous applications and for fixing flutes, goose necks and ramps to handrail.



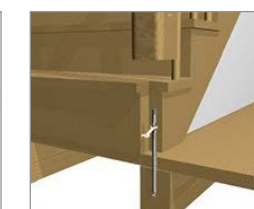
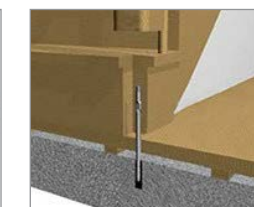
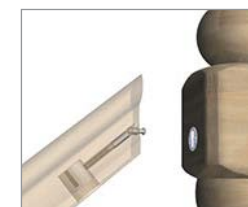
FULL MITRE CONNECTION

The Full Mitre Connector is designed for corner application when the landing is offset from the staircase. It is also used in any form of joint where a mitre is required as it has an outstanding range of angles from 80 - 180°.



NEWEL POST FASTENER

The Newel Post Fastener is design for securing the newel post to the ground by either chemical resin if the substrate is concrete or screwing it in by a spanner in to a wooded joist.



CROSS GRAIN TAPERED PELLETS



12.7MM DIAMETER TAPERED PELLETS

Stock species available in:
Ash, Steamed Beech, White Beech, Hemlock,
European Oak, European Redwood, Sapele,
American White Oak,

Ex-stock species available in:
Cherry, Idigbo, Iroko, Maple, Southern
Yellow Pine, Tulipwood, Utile, Walnut, Teak,
American Black Walnut

Tapered pellets are also available from 3/8" to 11/2" diameter



DOMED HEAD BUTTONS



Various diameters to suit different sized
holes
Variety of timber species

Buttons to fit 19mm hole are held in stock,
available in beech, oak and sapele

HOLE SAW



HS

50mm diameter hole saw for
drilling newel bases to take newel
turnings

DOWELS



Ramin Dowel
25mm diameter
12mm diameter
9mm diameter

Oak Dowel
25mm diameter
19mm diameter
12.7mm diameter
9mm diameter

Many other sizes, lengths and timber species
are available, both ex-stock and bespoke

STEEL BAR



25mm diameter bar
for alternative fixing of
newels

TREAD, APRON, NOSING & RISER



Nosing 80 x 21
Available in:
Whitewood
Parana Pine
Sapele
White Oak



9mm Ply 2440 x 1220 available in Pine,
Sapele, White Oak & Standard 22mm MDF

ALUMINIUM SAFETY NOSINGS

SLENDERLINE 3.5MM GAUGE



SF
AVAILABLE IN:
84 X 31
55 X 31



SR
AVAILABLE IN:
66 X 25
55 X 30



SB
AVAILABLE IN:
82 X 27
54 X 36
53 X 27

HEAVY DUTY 5MM GAUGE



HF
AVAILABLE IN:
88 X 29
57 X 29




HR
AVAILABLE IN:
87 X 29
57 X 29



HB
AVAILABLE IN:
86 X 35
55 X 35


RUBBER ANTI-SLIP INSERTS




AVAILABLE IN:
13 X 8 LL13
25 X 8 LL25
38 X 8 LL38
50 X 8 LL50
75 X 8 LL75

Stock lengths of 2.7m
and 1.7m available in
black or light grey

NEWEL BASE FIXING KITS



90MM
NBFK/90



82MM
NBFK/82

Multi-Turn Ltd is a family run business that has been producing
timber components since 1989.

Situated in the heart of Hampshire, we pride ourselves on
excellent customer service and product quality.

Both you and your customer are welcome to visit our
showroom, or for a more immediate service call our
dedicated team who will be pleased to help with your enquiry.

MADE IN BRITAIN

MULTI-TURN

— TIMBER STAIRCASES —

Hazeley Road, Twyford, Winchester, Hampshire, SO21 1QA

Telephone: 01962 712 299 Fax number: 01962 712 210

Email: enquiries@multiturn.co.uk

www.multiturn.co.uk